



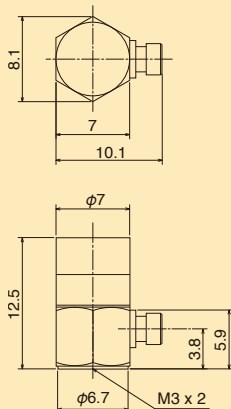
Piezoelectric Accelerometer PV-91C

High-Temperature Resistance CCLD Type

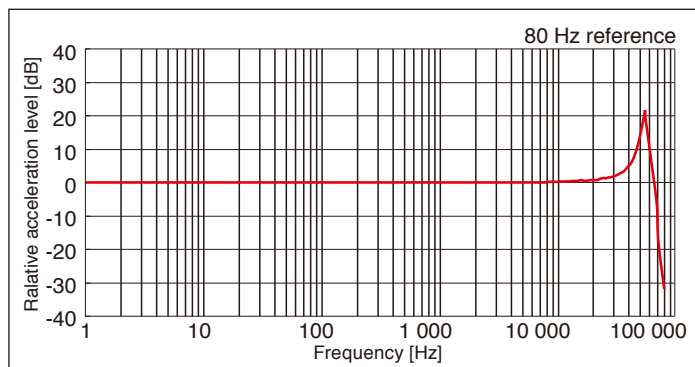


- High-temperature resistance CCLD type: Supports operation in environments up to **170 degrees** centigrade
- Compact and lightweight design minimizes interference with measurement object, ensuring high measurement accuracy

External dimensions



Typical frequency response of the PV-91C



Noise Level ACC (Acceleration m/s²) (Typical)


Vibration Meter	VM-83	0.1
Vibration Meter unit	UV-15	0.1
2ch charge amplifier	UV-16	0.1

Specifications

Principle	Shear
Voltage sensitivity (80 Hz) ^{※1}	1 mV / (m/s ²) ±15 % (23 °C)
Vibration frequency range Hz ^{※2}	1 Hz to 20 kHz (±10 %) from -50 °C to +150 °C 1 Hz to 2 Hz (±15 %) from 150 °C to +170 °C 2 Hz to 20 kHz (±10 %) from 150 °C to +170 °C
Mounting resonance frequency kHz ^{※2}	approx. 55 kHz
Maximum measurable acceleration m/s ² (peak) ^{※3}	5 000 m/s ² (Peak)
Transverse sensitivity	5 % or less (30 Hz)
Base distortion sensitivity (m/s ²) / μ strain	0.006 (m/s ²) / μ strain (TYP.) (When using 3 Hz high-pass filter)
Thermal transient response (m/s ²) / °C	0.04 (m/s ²) / °C (TYP.) (When using 3 Hz high-pass filter)
Standard mounting method ^{※4}	M3 screw 0.5 N·m
Case material	Titanium
Ambient temperature range for operation / °C	-50 °C to +170 °C
Power supply (CCLD)	DC18 V to 30 V (2 mA to 4 mA), rated voltage 24 V
Dimensions	7 mm (Hex) × 12.5 mm (H)
Mass	approx. 1.8 g
Supplied accessories	Ultra-compact accelerometer cable (with ferrite core) VP-51LC (2 m) x 1, M3 screw VP-53K x 2, Insulation attachment VP-53W x 1, Single-head spanner (7 mm) x 1, Hex wrench x 1

Note

- ※1 Representative value; actual value is noted on calibration sheet supplied with accelerometer.
- ※2 Representative value when mounted on flat surface according to standard mounting method (※4)
- ※3 The maximum measurable acceleration differs, depending on temperature, voltage sensitivity, and power supply voltage.
- The internal chip and piezoelectric element in a piezoelectric accelerometer may be damaged by excessive shock. Take care not to drop the accelerometer, and handle it with care when using the magnetic attachment.



JCSS
JCSS 0197

RIION Co., Ltd. is recognized by the JCSS which uses ISO/IEC 17025 (JIS Q 17025) as an accreditation standard and bases its accreditation scheme on ISO/IEC 17011. JCSS is operated by the accreditation body (IA Japan) which is a signatory to the Asia Pacific Laboratory Accreditation Cooperation (APLAC) as well as the International Laboratory Accreditation Cooperation (ILAC). The Quality Assurance Section of RIION Co., Ltd. is an international MRA compliant JCSS operator with the accreditation number JCSS 0197.



ISO 14001 RIION CO., LTD.
ISO 9 0 0 1 RIION CO., LTD.

* Specifications subject to change without notice.

Distributed by:

RIION CO., LTD.
https://rion-sv.com/

3-20-41, Higashimotomachi, Kokubunji, Tokyo 185-8533, Japan
Tel: +81-42-359-7888 Fax: +81-42-359-7442